


Data sheet | Item number: 726-821

Matrix patchboard; 80-pole; Marking 1-80; Colors of modules: gray/white;

Module marking, side 1 and 2 vertical



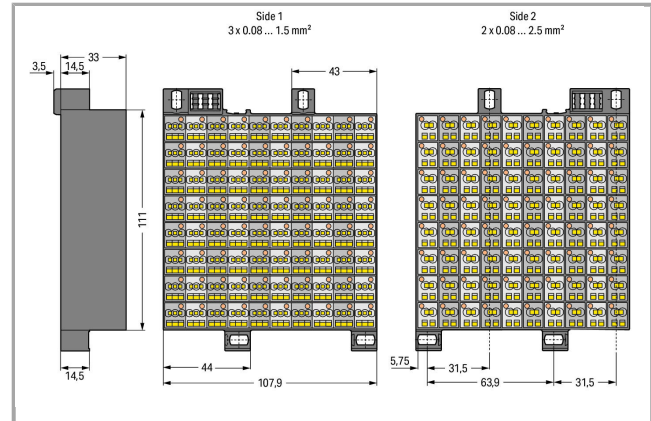
726-821



RoHS Compliant ✓

BOMcheck.net

Color: ■



Data

Electrical data

Ratings per IEC/EN 60664-1

Rated voltage (III / 3)	500 V
Rated impulse voltage (III / 3)	6 kV
Rated current	10 A

Connection data

Connection type (1)	Side 1
Connection technology	CAGE CLAMP®
Number of connection points (connection type)	3
Actuation type	Operating tool
Connectable conductor materials	Copper
Solid conductor	0.08 ... 1.5 mm ² / 28 ... 16 AWG
Fine-stranded conductor	0.08 ... 1.5 mm ² / 28 ... 16 AWG
Strip length	8 ... 10 mm / 0.31 ... 0.39 inch
Connection type (2)	Side 2

Number of connection points	2
No. of poles	80
Type of wiring	Front-entry wiring

Geometrical Data

Width	107.9 mm / 4.248 inch
Height	132 mm / 5.197 inch
Depth	36.5 mm / 1.437 inch

Mechanical data

Marking	Marking 1-80
---------	--------------

Material Data


Color	dark gray
Fire load	6.929 MJ
Weight	439.2 g

Commercial data

Country of origin	DE
GTIN	4044918980128
Customs Tariff No.	85369010000

Approvals / Certificates

Country specific Approvals

Logo	Approval	Additional Approval Text	Certificate name
	CCA DEKRA Certification B.V.	EN 60998	NTR NL-7623
	CSA DEKRA Certification B.V.	C22.2 No. 158	1101143
	KEMA/KEUR DEKRA Certification B.V.	EN 60998	71-100850

UL-Approvals

Logo	Approval	Additional Approval Text	Certificate name














UL
UL International Germany GmbH


















UL 1059

E45172

Compatible products

Marking accessories

	Item no.: 209-185 Adaptor		209-185
	Item no.: 209-500/209-035 WSB marking card; as card; MARKED; X (100x); not stretchable; Horizontal marking; snap-on type	/209-035	209-500
	Item no.: 209-501 WSB marking card; as card; not stretchable; plain; snap-on type		209-501
	Item no.: 209-501/000-002 WSB marking card; as card; not stretchable; plain; snap-on type	/000-002	209-501
	Item no.: 209-501/000-005 WSB marking card; as card; not stretchable; plain; snap-on type	/000-005	209-501
	Item no.: 209-501/000-006 WSB marking card; as card; not stretchable; plain; snap-on type	/000-006	209-501
	Item no.: 209-501/000-007 WSB marking card; as card; not stretchable; plain; snap-on type	/000-007	209-501
	Item no.: 209-501/000-012 WSB marking card; as card; not stretchable; plain; snap-on type	/000-012	209-501
	Item no.: 209-501/000-017 WSB marking card; as card; not stretchable; plain; snap-on type	/000-017	209-501
	Item no.: 209-501/000-023 WSB marking card; as card; not stretchable; plain; snap-on type	/000-023	209-501
	Item no.: 209-501/000-024 WSB marking card; as card; not stretchable; plain; snap-on type	/000-024	209-501

	Item no.: 209-502 WSB marking card; as card; MARKED; 1 ... 10 (10x); not stretchable; Horizontal marking; snap-on type	209-502
	Item no.: 209-566 WSB marking card; as card; MARKED; 1 ... 50 (2x); not stretchable; Horizontal marking; snap-on type	209-566
	Item no.: 210-612 Marking strips; for self-marking; plain; Self-adhesive	210-612
	Item no.: 726-905 Adaptor	726-905
tools		
	Item no.: 210-719 Operating tool with partially insulated shaft; Type 1, blade (2.5 x 0.4) mm	210-719
ferrule		
	Item no.: 216-104 Ferrule; Sleeve for 1.5 mm ² / AWG 16; uninsulated; electro-tin plated	216-104
	Item no.: 216-123 Ferrule; Sleeve for 1 mm ² / AWG 18; uninsulated; electro-tin plated	216-123
	Item no.: 216-202 Ferrule; Sleeve for 0.75 mm ² / 18 AWG; insulated; electro-tin plated	216-202
	Item no.: 216-204 Ferrule; Sleeve for 1.5 mm ² / AWG 16; insulated; electro-tin plated	216-204
Insulation stop		
	Item no.: 726-901 Insulation stop; 0.08 - 0.2 mm ² "s" (0.14 mm ² "f-st"); 4 x 3 pieces/strip	726-901
	Item no.: 726-906 Insulation stop; 0.25 mm ² "s"; 0.14 - 0.25 mm ² "f-st"; 4 x 3 pieces/strip	726-906
	Item no.: 726-907 Insulation stop; 0.25 - 0.5 mm ² "s+f-st"; 4 x 3 pieces/strip	726-907
General accessories		
	Item no.: 726-902 Adaptor	726-902
	Item no.: 726-903 Matrix patchboard	726-903
	Item no.: 726-904 Matrix patchboard; insulated	726-904
Jumper		
	Item no.: 709-107 Wire commoning chain; insulated; 32 connections	709-107
check		
	Item no.: 210-137 Test plug; 2.3 mm Ø; with 500 mm cable	210-137



Downloads

Documentation

Bid Text

726-821	doc	Download
	25.1 kB	

CAD/CAE - Smart Data

CAD data

3D Download 726-821	URL	Download
---------------------	-----	----------

Subject to changes.
